



A collection of various aluminum extrusion profiles and components. The central piece is a large, industrial-grade extruder with a blue and silver finish. Surrounding it are several extruded shapes: a large channel, a smaller channel, an angle, a plate, and a perforated plate. The components are arranged on a white surface, showcasing the versatility of aluminum extrusion.

East Manufacturing Corporation
1871 State Route 44 * PO Box 277
Randolph, Ohio 44265
Toll Free (800) 362-0851
Fax (330) 325-8235
Visit our website - www.eastmfg.com

For more than 30 years, you've relied on EAST MFG. to go beyond all others in the industry. To use the most durable materials, & build only highest quality heavy duty equipment. Now we offer you that same quality and assurance in our aluminum heavy-duty trucking accessories. Not only can we enhance the appearance of your truck, but add to its value and safety with a variety of professional products. All made from the same long lasting, rugged materials you've come to expect from EAST. Only from



Making The Extra Effort.



Aluminum offers greater pound-for-pound strength than steel, yet weighs considerably less. It's also corrosion resistant, doesn't peel or chip, and never needs painted. After years of use East aluminum accessories look like new after simple polishing. Brand name reliability, extensive year-round stock, fast delivery, and a written guarantee. Our vision at East Manufacturing is to become the standard of excellence in the truck-trailer industry by promising you that your best interests is our priority and that we want to -

**BUILD OUR BUSINESS BY
HELPING YOU BUILD YOURS.**



Table Of Contents

	Page No.
Tool Boxes	1 - 4
Cab Protectors	5 - 8
Pro Series Fenders	9 - 12
Extruded Deck Plates / Frame Steps	13
Tire Chain Carrier / Reflective Tape	14
Hydraulic Reservoir Kits / Hydraulic Hoses	15
Hydraulic Pump & Fitting Kits	16
Dump Trailer Wet System Plumbing Schematic	17
Dump Trailer Wet Kit Quotation / Order Form	18



TOOLBOXES

18 Series



Underbody mounted tool box with front open door constructed of 3/16" aluminum.
Extruded door frame opening for added strength.
Extruded door frame inset groove to install 3/8" reflective tape to enhance nighttime visibility.
Reflective tape available in eight different colors. (black reflective tape is standard)
Solid rubber seal to provide increased protection from the weather.
Stainless steel lockable T-Latch with lock cover.
Stainless steel piano door hinge.
Mounting Brackets recommended for side frame mounting. (part no. 566-30802-00)
Note: Optional door restraint cables available upon request.

Part No.	725-30004-24	18"H X 18"D X 24"L Open-Down Diamond Plate Door
Part No.	725-30004-30	18"H X 18"D X 30"L Open-Down Diamond Plate Door
Part No.	725-30004-36	18"H X 18"D X 36"L Open-Down Diamond Plate Door
Part No.	725-30004-48	18"H X 18"D X 48"L Open-Down Diamond Plate Door
Part No.	725-30004-25	18"H X 18"D X 24"L Open-Down Smooth Finish Door
Part No.	725-30004-31	18"H X 18"D X 30"L Open-Down Smooth Finish Door
Part No.	725-30004-37	18"H X 18"D X 36"L Open-Down Smooth Finish Door
Part No.	725-30004-49	18"H X 18"D X 48"L Open-Down Smooth Finish Door


Top Open Series



Tool box with Top Open Lid w/ Slam Closed Operation / constructed of 3/16" aluminum.
Extruded lid frame opening for added strength.
Extruded top extrusion frame inset groove to install 3/8" reflective tape to enhance nighttime visibility.
Reflective tape available in eight different colors. (black reflective tape is standard)
Solid rubber seal to provide increased protection from the weather.
Stainless steel lockable T-Latch with lock cover & slam close feature.
Stainless steel piano door hinge.
Mounting Brackets recommended for side frame mounting. (part no. 566-30802-00)
Note: Optional shock lift cylinders available upon request.

Part No.	725-30009-24	18"H X 18"D X 24"L Top Open Diamond Plate Lid
Part No.	725-30009-30	18"H X 18"D X 30"L Top Open Diamond Plate Lid
Part No.	725-30009-36	18"H X 18"D X 36"L Top Open Diamond Plate Lid
Part No.	725-30009-48	18"H X 18"D X 48"L Top Open Diamond Plate Lid
Part No.	725-30009-40	40"Rear 18"Front x 18"D x 18"H Top Open Tapered Front Tool Box

Economy Top Open Series



Frame mounted top open lid, constructed of 3/16" diamond plate economy box.
Ideal for storage of items not needing protection from the weather elements.
Aluminum piano door hinge riveted and welded for durability.
Mounting brackets recommended for side frame mounting. (part no. 566-30802-00)

Part No.	725-30000-00	16"H X 16"D X 16"L All Diamond Plate Flat Top Open Lid
Part No.	725-30003-30	30"L X 14"D X 14"H (rear) X 12"H (front) All Diamond Plate Slant Lid
Part No.	725-30003-32	32"L X 16"D X 16"H (rear) X 14"H (front) All Diamond Plate Slant Lid



TOOLBOXES

Between The Frame



Constructed from 3/16" smooth and diamond plate aluminum.
Solid rubber lid seal for better protection from the weather.
Lid is secured by special camber draw-down hasp with locking capability.
Easy installation by use of incorporated mounting plates.
Mounting bolts sealed with rubber washers to insure items stay dry inside box.
Inset in extruded door frame to install 3/8" reflective tape for enhanced nighttime visibility.
Reflective tape is available in eight different colors. (black reflective tape is standard)

Part No. 725-30038-00 10"H X 26"D X 24" Between The Frame Tool Box


Cab Protector Box



Constructed from 3/16" smooth and diamond plate aluminum.
Solid rubber lid seal for better protection from the weather.
Lid is secured by special camber draw-down hasp with locking capability.
Ideal for secure storage of load straps, winches, etc. from the weather.
Mounting plate secured under legs of cab protector and box mounted on plate. (not included)
Inset in extruded door frame to install 3/8" reflective tape for enhanced nighttime visibility.
Reflective tape available in eight different colors. (black reflective tape is standard)

Part No. 725-30050-00 14"H X 20"D X 24"L Between Leg Cab Protector Box
Part No. 099-10025-24 33"W X 24"L X 3/16" Diamond Plate Mounting Plate


Step N Store II



Frame mounted tool box which serves as a storage area and step to access the rear of the tractor.
Constructed of 3/16" aluminum, and extruded knurled step and top platform material for safety.
Door is smooth aluminum with stainless lockable T-Latch and lock cover.
Aluminum piano door hinge riveted and welded for durability.
Solid rubber seal to provide increased protection from the weather.
Mounting brackets recommended on the 30" & 36" models. (part no. 566-30802-00)
Top face extrusion with inset groove to install 1" reflective tape to enhance nighttime visibility.
Reflective tape available in eight different colors. (black reflective tape is standard)

Part No. 725-30036-12 17"H X 22"D X 12"L Step N Store II
Part No. 725-30036-00 17"H X 22"D X 18"L Step N Store II
Part No. 725-30036-01 17"H X 22"D X 24"L Step N Store II
Part No. 725-30036-02 17"H X 22"D X 30"L Step N Store II
Part No. 725-30036-03 17"H X 22"D X 36"L Step N Store II

Saddle Side Step Box



Aluminum Construction of Smooth Box & Diamond Plate Door.
Stainless Steel Locking T-Latch Assembly for Added Security.
Full Length Stainless Steel Piano Hinge.
Positive Rubber Door Seal for Enhanced Protection from the Weather.
Aluminum Strut Grip Step & Platform for Solid / Safe Footing.

Part No. 725-40002-18 22" x 28.5" x 18" Side Step Box
Part No. 725-40002-24 22" x 28.5" x 24" Side Step Box



TOOLBOXES

24 Series Single Door (side open)




Front side open door with extruded aluminum door frame for added strength.
Solid rubber weather seal to increase protection from the weather elements.
Stainless steel lockable T-Latch with weather resistant lock cover.
Tool box constructed of 3/16" diamond plate and 3/16" smooth finish aluminum.
Mounting Brackets recommended for side frame mounting. (part no. 566-30803-00)
Inset in extruded door frame to install 3/8" reflective tape for enhanced nighttime visibility.
Reflective tape is available in eight different colors. (black reflective tape is standard)

Part No. 725-30001-00
Part No. 725-30001-01

24"H X 24"D X 24"L Side Open Diamond Plate Door
24"H X 24"D X 24"L Side Open Smooth Finish Door

24 Series Single Door (open-down)



Front open down door with extruded aluminum door frame for added strength.
Solid rubber weather seal to increase protection from the weather elements.
Stainless steel lockable T-Latch with weather resistant lock cover.
Tool box constructed of diamond plate aluminum or smooth aluminum door.
Mounting Brackets recommended for side frame mounting. (part no. 566-30803-00)
Inset in extruded door frame to install 3/8" reflective tape for enhanced nighttime visibility.
Reflective tape is available in eight different colors. (black reflective tape is standard)

Part No. 725-30824-36
Part No. 725-30824-48
Part No. 725-30824-60

24"H X 24"D X 36" Front Open-Down Diamond Plate Door
24"H X 24"D X 48" Front Open-Down Diamond Plate Door
24"H X 24"D X 60" Front Open-Down Diamond Plate Door

Part No. 725-30824-37
Part No. 725-30824-49
Part No. 725-30824-61

24"H X 24"D X 36" Front Open-Down Smooth Finish Door
24"H X 24"D X 48" Front Open-Down Smooth Finish Door
24"H X 24"D X 60" Front Open-Down Smooth Finish Door

Double Door 24 Series



Front side open double doors with extruded aluminum door frame for added strength.
Solid rubber weather seal to increase protection from the weather elements.
Special Chrome Draw-Down T-Latch for added Security and Weather Protection.
Tool box constructed of diamond plate aluminum or smooth aluminum door.
Mounting Brackets recommended for side frame mounting. (part no. 566-30803-00)
Inset extruded door frame to install 3/8" reflective tape for enhanced nighttime visibility.
Reflective tape is available in eight different colors. (black reflective tape is standard)

Part No. 725-32825-60
Part No. 725-32826-60

24"H X 24"D X 60"L Passenger Side Double Door - Diamond Plate
24"H X 24"D X 60"L Driver Side Double Door - Diamond Plate

Part No. 725-32825-61
Part No. 725-32826-61


24"H X 24"D X 60"L Passenger Side Double Door- Smooth Finish
24"H X 24"D X 60"L Driver Side Double Door- Smooth Finish

Door restraint cables standard on all 24 series open-down door toolboxes.



TOOLBOXES

Drop Deck Box



Front open down door with extruded aluminum door frame for added strength.
Solid rubber weather seal to increase protection from the weather elements.
Stainless steel lockable T-Latch with weather resistant lock cover.
Tool box constructed of diamond plate aluminum or smooth aluminum door.
Mounting Brackets recommended for side frame mounting. (part no. 566-30803-00)
Inset in extruded door frame to install 3/8" reflective tape for enhanced nighttime visibility.
Reflective tape is available in eight different colors. (black reflective tape is standard)

Part No.	725-31824-60	18"H X 24"D X 60"L Single Open-Down Diamond Plate Door
Part No.	725-31815-60	18"H X 15"D X 60"L Single Open-Down Diamond Plate Door
Part No.	725-31824-61	18"H X 24"D X 60"L Single Open-Down Smooth Finish Door
Part No.	725-31815-61	18"H X 15"D X 60"L Single Open-Down Smooth Finish Door



Tool Box Mounting Brackets

Angle mounting brackets used when mounting tool boxes to the side of frame.
Brackets constructed of 2" x 2" x 1/4" steel angle in 90 degree with angled knee brace welded across corner for additional strength.
Brackets are powder painted black for appearance and protection against the weather elements.

Part No.	566-30802-00	18"H X 18"D Steel Mounting Brackets (18 series toolboxes)
Part No.	566-30803-00	24"H X 24"D Steel Mounting Brackets (24 series toolboxes)

Tool Box Replacement Parts


Part No.	546-05004-02	Stainless Steel Locking T-Latch, w/ hardware kit. (nuts, washers, gasket)
Part No.	546-05044-00	Chrome Draw-Down T-Latch
Part No.	543-05001-18	Door cable (1 ea.) for 18 series box
Part No.	543-05001-26	Door cable (1 ea.) for 24 series box
Part No.	725-10022-00	Door Cable Restraint Mounting Angle (weld on - 4 required per box)
Part No.	564-05037-00	Solid rubber door weather seal (per foot)





CAB PROTECTORS

Extruded Plain




Extruded aluminum provides strength, yet weighs less than other models with the same solid construction and protection.
Extruded plain model is a great economical cab protector, while still providing excellent protection. Inset groove in extrusions to install 1" reflective tape to enhance esthetics and nighttime visibility. Reflective tape available in eight different colors. (black reflective tape is standard)

Bolt on handle and mounting kit included in price.

Part No. 710-30030-00 shown

Part No.	710-30030-00	135#	87 1/2"w X 65"h Extruded Plain w/ Mounting Kit & Handle.
Part No.	710-30030-01	137#	87 1/2" w X 65"h Extruded Plain w/ Mtg Kit, Handle & Bar Window.
Part No.	710-30030-70	126#	70"w X 65"h Extruded Plain w/ Mounting Kit & Handle.
Part No.	710-30030-71	128#	70"w X 65"h Extruded Plain w/ Mounting Kit, Handle & Bar Window.

Extruded Steelhauler



Extruded aluminum provides strength, yet weighs less than other models with the same solid construction and protection.
Extruded 26"L (10 chain capacity each) chain racks, incorporated into cab protector with lockable covers to secure chains.
Full width chain tray has depth of 8" and height of 8" for low profile close turning radius clearance. Inset groove in extrusions to install 1" reflective tape to enhance esthetics and nighttime visibility. Reflective tape available in eight different colors. (black reflective tape is standard)

Bolt on handle and mounting kit included in price.

Part No. 710-30040-00 shown


Part No.	710-30040-00	141#	87 1/2"w x 65"h Steelhauler w/ mounting kit, handle, chain racks, and tray.
Part No.	710-30040-01	143#	87 1/2"w x 65"h Steelhauler w/ mtg kit, handle, chain racks, and tray & window.
Part No.	710-30040-83	140#	83 1/2"w x 65"h Steelhauler w/ Mtg. Kit, Handle, Chain Racks & Tray

Note: Standard window is 20" x 20" x 3/4" solid bar type window. (mesh window available upon request)

NOTE: All East Cab Protectors Meet the Federal D.O.T. 393.106 Regulation.



CAB PROTECTORS



Part No. 712-30030-00 shown


Part No.	712-30030-00	151#
Part No.	712-30030-01	155#
Part No.	712-30030-70	145#
Part No.	712-30030-71	147#

Combo Plain

Combination of extruded 6061 T-6 aluminum and 3/16" diamond plate aluminum which combines strength, yet lightweight construction with beauty of diamond plate aluminum.
Inset groove in extrusions to install 1" reflective tape to enhance esthetics and Nighttime visibility.
Reflective tape available in eight different colors. (black reflective tape is standard)

Bolt on handle and mounting kit included in price.

87 1/2"w X 65"h Combo Plain.
87 1/2"w X 65"h Combo Plain with 20" x 20" Bar Type Window.
70"w X 65"h Combo Plain.
70"w X 65"h Combo Plain with 20" x 20" Bar Type Window.



Part No. 712-30040-71 shown


Part No.	712-30040-00	165#
Part No.	712-30040-01	171#
Part No.	712-30040-83	171#
Part No.	712-30040-70	155#
Part No.	712-30040-71	161#

Combo Steel Hauler

Combination of extruded 6061 T-6 aluminum and 3/16" diamond plate aluminum which combines strength, yet lightweight construction with beauty of diamond plate aluminum.
Two locking chain racks (21"L on 70"W models & 26"L on 87 1/2"w models)
Full width tray to accommodate up to 20 chains.
Inset groove in extrusions to install 1" reflective tape to enhance esthetics and nighttime visibility.
Reflective tape available in eight different colors. (black reflective tape is standard)

Bolt on handle and mounting kit included in price.

87 1/2"w X 65"h Combo St Hlr w/ two Chain Racks & Full Width Tray.
87 1/2"w X 65"h Combo St Hlr w/ two Chain Racks & Full Width Tray & Window.
83 1/2"w X 65"h Combo St Hlr w/ two Chain Racks & Full Width Tray.
70"w X 65"h Combo St Hlr w/ two Locking Chain Racks, Full Width Tray.
70"w X 65"h Combo St Hlr w/ two Chain Racks, Full Width Tray & Window.



Part No. 712-30050-00 shown

Part No.	712-30050-00	190#
----------	--------------	------

Combo Ultimate Steel Hauler

Combination of extruded 6061 T-6 aluminum and 3/16" diamond plate aluminum which combines strength, yet lightweight construction with the beauty of diamond plate aluminum.
One 26" lockable rack to accommodate 10 ratchet or lever type load bars.
One 26" lockable chain rack to accommodate 10 chains.
Two racks to accommodate total of 8 coil retainer racks.
Two tarp shelves to store two rolled up tarps.
Three racks on rear of cab protector to store 4 x 4 wood.
Tray between support legs for chains to hang into and additional storage.
Holes to install electrical plug and two air bulkhead fittings. (plug and fittings not included)
Inset groove in extrusions to install 1" reflective tape to enhance esthetics and Nighttime visibility.
Reflective tape available in eight different colors. (black reflective tape is standard)

Bolt on handle and mounting kit included in price.

83 1/2"w X 65"h Combo Ultimate Steel Hauler.

Note: Standard window is 20" x 20" x 3/4" solid bar type window. (mesh window available upon request)

NOTE: All East Cab Protectors Meet the Federal D.O.T. 393.106 Regulation.



CAB PROTECTORS

Deluxe Cabinet Model



Three door cabinet constructed of 3/16" diamond plate aluminum and extruded aluminum.
Three weather sealed doors with lockable stainless steel t-latches with lock covers.
Chain rack inside the compartment of each outer door to accommodate ten chains.
Rain drip edge above all doors to assist in keeping weather elements out of compartments.
Three model 10 red installed in top and two model 10 amber installed on each side of cabinet.
Two model 40 red lights installed in top right and left corners of cab protector.
All lights wired into junction box located inside of center compartment with six feet of light cable.
through rear of cabinet to wire into truck lighting system.
Electrical plug wired into junction box to connect lighting to trailer from truck through cab protector.
Two air bulkhead fittings for gladhand couplers. (can be plumbed out back or bottom of unit)
Total inner cabinet deminsions are 8" deep x 48" high x 86" wide.

Bolt on handle and mounting kit included in price.

Part No. 712-30060-00

410# 87 1/2" x 65" Diamond Plate Three Door Cabinet.

Ultimate Steel Hauler Cabinet Model



Three weather sealed doors with Chrome lockable draw-down T-Latches.
Three Chain Racks in Center Compartment to accommodate Chains & Binders.
Tarp Strap Brackets inside Driver Side Compartment.
Upper Strap Storage Shelves Located in Driver Side and Passenger Side Compartments.
Coil Rack Hangar Located in Passenger Side Compartment to Store 8 Coil Racks.
Wood Storage Tray Located on top of Rack for External Storage of 4 x 4's, etc.
Inner cabinet Area 15" Deep x 48" High x 86" Wide.
Tarp Storage Possible in all Three Compartments.
Two Grab Handles Mounted Horizontal on Lower portion of Cabinet for easy Access.
Vertical Support Legs Inside of Cabinet for "Close to Cab Mounting"
Cabinet Constructed of 1/4" smooth and 3/16" diamond plate Aluminum.



Part No. 712-30061-00

460# 87 1/2" x 65" Diamond Plate Three Door Ultimate Steel Hauler Cabinet.

NOTE: All East Cab Protectors Meet the Federal D.O.T. 393.106 Regulation.



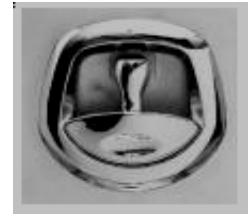
CAB PROTECTORS

Cab Protector Accessories

Part No.	099-30821-00	Standard U-Bolt Mounting Kit (18")
Part No.	546-05018-01	U-Bolt Mounting Kit (24")
Part No.	712-30000-00	Outside of Frame Mounting Kit (4 brackets per kit)
Part No.	712-20000-00	26" Bolt On Lockable Chain Rack
Part No.	712-20000-01	Extended Ultimate Lockable Chain Rack (not shown)
Part No.	712-20000-02	21" Bolt On Lockable Chain Rack
Part No.	712-20011-00	Bolt on Chain Tray for 87"w Cab Protectors
Part No.	712-20011-01	Bolt on Chain Tray for 70"w Cab Protectors
Part No.	712-20011-02	Bolt on 26"L Split Chain Tray
Part No.	546-05011-00	Bolt on Grab Handle
Part No.	542-11125-04	Stainless Countersunk 1/4" x 1 1/4" Screw (4 required)
Part No.	542-14000-04	Stainless 1/4" Nylon Lock Nut (4 required)
Part No.	710-20001-20	20" x 20" Bar Type Window Assembly
Part No.	535-05004-20	11" DOT Clear Reflector
Part No.	535-05005-20	12" DOT Clear Reflector
Part No.	546-05004-02	Locking T-Latch Kit
Part No.	546-05044-00	Locking T-Latch Kit (NEW STYLE)
Part No.	535-25113-20	Red Model Super 10 Clearance Light
Part No.	535-25114-20	Amber Model Super 10 Clearance Light
Part No.	535-25143-20	Red Model Super 40 Stop & Tail Light
Part No.	535-25085-02	Pedestal Mounted Work Light



712-30000-00



546-05044-00



FENDERS

Half Fenders

Half Fenders constructed of 3/16" Diamond Plate Aluminum or 3/16" Smooth Aluminum. Fender with inner & outer lips or without lips. Fender measures 69"L x 25"W with 1 1/8" lips. Radius is 18" and wraps down to halfway point on front of tires.

NOTE: Mounting kit and full width diamond caps sold separately.




Part No.	099-10204-00	(individual fender) Half Fender - 3/16" Diamond Plate (without lips)
Part No.	099-10204-02	(individual fender) Half Fender - 3/16" Diamond Plate (inner & outer Lips)
Part No.	099-10204-10	(individual fender) Half Fender - 3/16" Smooth Finish Aluminum (without lips)
Part No.	099-10204-12	(individual fender) Half Fender - 3/16" Smooth Finish Aluminum (inner & outer Lips)
Part No.	099-30801-00	(pair) Half Fenders - 3/16" Diamond Plate Aluminum (without Lips)
Part No.	099-30802-20	(pair) Half Fenders - 3/16" Diamond Plate Aluminum (inner & outer Lips)
Part No.	099-30801-10	(pair) Half Fenders - 3/16" Smooth Finish Aluminum (without Lips)
Part No.	099-30802-10	(pair) Half Fenders - 3/16" Smooth Finish Aluminum (inner & outer Lips)

Half Fender Mounting Kits


Part No. HPS-1 Crossover Pipe Style Mounting Kit

Qty.	Part Number	Description
1	566-05085-00	95" Crossover Pipe
8*	559-05019-02	Fender Straps
1	540-30808-01	Half Fender Bolt Kit
2	099-10215/10218-00	Rear Fender Bracket/Reinforcement Brace
2	532-05016-20	24"W x 16"L Rubber Mud Flaps
2	041-10002-00	Aluminum Mud Flap Straps



Part No. HPS-2 Stub Pipe Style Mounting Kit

Qty.	Part Number	Description
2	099-30201-00	30" Stub Pipe
8*	559-05019-02	Fender Straps
1	540-30808-01	Half Fender Bolt Kit
2	099-10215/10218-00	Rear Fender Bracket/Reinforcement Brace
2	532-05016-20	24"W x 16"L Rubber Mud Flaps
2	041-10002-00	Aluminum Mud Flap Straps



*Part No. 099-10221-00/01 Full Width Fender Cap (optional) replaces 559-05019-02 Straps, when purchasing Full Width Caps.

SEE PAGE 12 FOR X-FLEX FENDER MOUNTING KITS



FENDERS

Full Fenders

Full Fenders constructed of 3/16" Diamond Plate Aluminum or 3/16" Smooth Aluminum. Fender with inner & outer lips or without lips. Radius is 18" and fender rolls half way down the tire on front and back. Fender measures 126" with 1 1/8" lips.



Part No.	099-10210-00	(individual fender) Full Fender - 3/16" Diamond Plate Aluminum (without lips)
Part No.	099-10210-02	(individual fender) Full Fender - 3/16" Diamond Plate Aluminum (inner & outer lip)
Part No.	099-10210-10	(individual fender) Full Fender - 3/16" Smooth Mill Finish Aluminum (without lips)
Part No.	099-10210-12	(individual fender) Full Fender - 3/16" Smooth Mill Finish Aluminum (inner/outer lip)
Part No.	099-10210-55	(individual fender) Full Fender - 3/16" Sm Aluminum (55" wheel spacing) (inner/outer lip)
Part No.	099-30803-00	(pair) Full Fenders - 3/16" Diamond Plate Aluminum (without lips)
Part No.	099-30804-20	(pair) Full Fenders - 3/16" Diamond Plate Aluminum (inner & outer lips)
Part No.	099-30803-10	(pair) Full Fenders - 3/16" Smooth Finish Aluminum (without lips)
Part No.	099-30804-10	(Pair) Full Fenders - 3/16" Smooth Finish Aluminum (inner & outer lips)
Part No.	099-30804-55	(Pair) Full Fenders - 3/16" Smooth Aluminum (55" wheel spacing) (inner & outer lips)

Full Fender Mounting Kits


PART NO. FPS-1 Crossover Pipe- Front & Rear

Qty	Part Number	Description
2	566-05085-00	95 1/2" Crossover Pipe
16*	559-05019-02	Fender Strap
1	540-30816-01	Full Fender Bolt Kit
2	099-10215/10218-00	Center Fender Bracket / Reinforcement Brace
4	532-05016-20	16" Rubber Mud Flap
4	041-10002-00	Mud Flap Strap



PART NO. FPS-1.5 Crossover Pipe Front/Stub Rear

Qty	Part Number	Description
1	566-05085-00	95 1/2" Crossover Pipe
2	099-30201-00	30" Stub Pipe
16*	559-05019-02	Fender Strap
1	540-30816-01	Full Fender Bolt Kit
2	099-10215/10218-00	Center Fender Bracket / Reinforcement Brace
4	532-05016-20	16" Rubber Mud Flap
4	041-10002-00	Mud Flap Strap



PART NO. FPS-2 Stub Pipe- Front & Rear


Qty	Part Number	Description
4	099-30201-00	30" Stub Pipe
16*	559-05019-02	Fender Strap
1	540-30816-01	Full Fender Bolt Kit
2	099-10215/10218-00	Center Fender Bracket / Reinforcement Brace
4	532-05016-20	16" Rubber Mud Flap
4	041-10002-00	Mud Flap Strap



SEE PAGE 12 FOR X-FLEX FENDER MOUNTING KITS

Single Axle Fenders

Single Axle Fenders constructed of 3/16" Diamond Plate Aluminum or 3/16" Smooth Aluminum.



Part No.	099-10201-00	(individual fender) Single Axle Fender - 3/16" Diamond Plate (without lips)
Part No.	099-10201-01	(individual fender) Single Axle Fender - 3/16" Diamond Plate (inner & outer lips)
Part No.	099-10201-10	(individual fender) Single Axle Fender - 3/16" Smooth Mill Finish (without lips)
Part No.	099-10201-12	(individual fender) Single Axle Fender - 3/16" Smooth Mill Finish (inner & outer)
Part No.	099-30805-00	(pair) Single Axle Fender - 3/16" Diamond Plate (inner & outer lips)

Single Axle Fender Mounting Kits**Part No. SPS-1 Crossover Pipe - Front & Rear**

Qty	Part Number	Description
2	566-05085-00	95 1/2" Crossover Pipe
16*	559-05019-02	Fender Strap
1	540-30816-01	Bolt Kit
4	532-05016-20	24"w x 16"L Rubber Mud Flap
4	041-10002-00	Mud Flap Strap

**Part No. SPS-2 STUB PIPE FRONT/REAR**


Qty	Part Number	Description
4	099-30201-00	30" Stub Pipe
16*	559-05019-02	Fender Strap
1	540-30816-01	Bolt Kit
4	532-05016-20	24"w x 16"L Rubber Mud Flap
4	041-10002-00	Mud Flap Strap



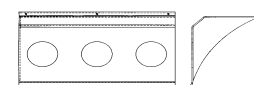
SEE PAGE 12 FOR X-FLEX FENDER MOUNTING KITS

Fender Replacement Parts

Part No.	Description
099-10221-00	Full Width Diamond Plate Cap (ea)
099-10221-01	Full Width Smooth Cap (ea)
099-21001-00	Pass. Side Smooth Front Fender Cap
099-21001-01	Driver Side Smooth Front Fender Cap
099-21000-00	Pass. Side Smooth Alum. Light Panel
099-21000-01	Driver Side Smooth Alum. Light Panel
099-30201-00	30" Stub Pipe (ea)
566-05085-00	95 1/2" Crossover Pipe
099-10215-00	Reinforcement
099-10218-00	Center/Rear Fender Bracket
099-10231-00	Center/Rear Fender Bracket (6"rise)
532-05016-20	24"w x 16"L Rubber Mud Flap (standard)
532-05318-20	24"w x 18"L Plastic Mud Flap (optional)
041-10002-00	Mud Flap Straps
559-05019-02*	20"L Fender Straps (standard in kits)
540-30808-01	Half Fender Bolt / U-Bolt Kit
540-30816-01	Full Fender-Single Axle Bolt/ U-Bolt Kit
099-10225-00	LH Heavy Duty Fabricated Rear/Center Bkt.
099-10226-00	RH Heavy Duty Fabricated Rear/Center Bkt.



099-10221-00



099-30201-00



566-05085-00



099-10215-00

099-10218-00



532-05318-20

532-05016-20

(ea) (optional) Severe Operation Application
(ea) (optional) Severe Operation Application

X-FLEX FENDER MOUNTING TECHNOLOGY KITS

The **X-FLEX**™ Mounting Technology is Engineered to provide simple installation, and long lasting service. The elimination of cracking in your Tandem and Single Axle Fenders is accomplished through the **VIBRO-WEDGE**™ top radius mount set & the **ISO-BLOK**™ under mount set. By virtually eliminating the damaging effects of harmonic vibration, **East Heavy Duty Fenders** & **The X-FLEX™ Mounting Technology** will give you a fender protection system which will keep your equipment looking good, as well as protecting them from the hazards laying in wait on the highway.

(X-Flex, Vibro-Wedge & Iso-Blok are register trademarks of Fleet Engineers Corporation)



Part Number	Description
702-31004-06	Rubber Mud Flap & Hardware Kit
702-31005-06	Plastic Mud Flap & Hardware Kit (optional)
566-05226-06	X-FLEX (U) Iso-Blox™ Mounting Kit with RoadKote finish
566-05227-06	X-FLEX (TR) VibroWedge™ Mounting Kit with RoadKote finish
566-05228-06	X-FLEX (TR) VibroWedge™ Mounting Kit with STAINLESS PIPE (optional)

**Application Guide****HALF TANDEM FENDERS**

Part Number	Description	Unit Of Measure
702-31004-06	Rubber Mud Flap & Hardware Kit	1
702-31005-06	Plastic Mud Flap & Hardware Kit (optional)	(1)
566-05226-06	X-FLEX (U) Iso-Blox™ Mounting Kit with RoadKote finish	1
566-05227-06	X-FLEX (TR) VibroWedge™ Mounting Kit with RoadKote finish	1
566-05228-06	X-FLEX (TR) VibroWedge™ Mounting Kit with STAINLESS PIPE (optional)	(1)

FULL TANDEM FENDERS

Part Number	Description	Unit Of Measure
702-31004-06	Rubber Mud Flap & Hardware Kit	2
702-31005-06	Plastic Mud Flap & Hardware Kit (optional)	(2)
566-05226-06	X-FLEX (U)™ Iso-Blox™ Mounting Kit with RoadKote finish	1
566-05227-06	X-FLEX (TR) VibroWedge™ Mounting Kit with RoadKote finish	2
566-05228-06	X-FLEX (TR) VibroWedge™ Mounting Kit with STAINLESS PIPE (optional)	(2)

SINGLE AXLE FENDERS

Part Number	Description	Unit Of Measure
702-31004-06	Rubber Mud Flap & Hardware Kit	1
702-31005-06	Plastic Mud Flap & Hardware Kit (optional)	(1)
566-05227-06	X-FLEX (TR) VibroWedge™ Mounting Kit with RoadKote finish	2
566-05228-06	X-FLEX (TR) VibroWedge™ Mounting Kit with STAINLESS PIPE (optional)	(2)

NOTE: (1) (2) Represents Optional Item.

NOTE: The above application guide is intended to be a general guide to help in the installation of the above fenders. Because of the large number of possible mounting configurations, the installer is responsible for the ultimate installation. Any modifications to the brackets or fenders are at the discretion, responsibility, and risk of the installer. The above kit may not fit all truck models or types of suspensions. Check the truck manufacturer for suspension movement and specifications.



DECK PLATES

Extruded Deck Plates


Extruded deck plates constructed of 6061 T-6 aluminum with reinforcements every two inches for add strength and durability.

Extruded deck plates are an all welded construction to insure strength and longevity.

Surface material is knurled with hole punched to enhance safety during wet or freezing conditions.

Easy and quick installation when utilizing the extruded mounting kit. (part no. 099-15001-00)

Part No.	099-30028-24	33"w X 24"L Extruded Deck Plate
Part No.	099-30028-36	33"w X 36"L Extruded Deck Plate
Part No.	099-30028-48	33"w X 48"L Extruded Deck Plate
Part No.	099-30028-60	33"w X 60"L Extruded Deck Plate
Part No.	099-30028-72	33"w X 72"L Extruded Deck Plate



Extruded Deck Plate Mounting Kit

Mounting kit designed especially for the extruded deck plate for fast and easy installation.

Mounting instruction sheet enclosed with kit.



- 4ea - Top Sliding Plates (item A)
- 4ea - Bottom Knurled Mounting Plates (item B)
- 4ea - Bolt/Nuts/Washers
- 1ea - Mounting Instruction Sheet

Part No.	099-15001-00	Extruded Deck Plate Mounting Kit (except full width deck)
Part No.	099-30853-00	Special Mounting Kit for Full Width Deck



Lightweight alum tractor steps 3/16" diamond plate aluminum and smooth 3/16" mounting plate.

Frame step is an all weld construction for strength and durability.

Solid non drilled mounting plate allows step to be mounted in various places on the truck.


Step material is an extruded 6061 T-6 aluminum with punch outs and knurling to enhance safety on wet or freezing conditions.

Part No.	099-30017-12	12"w Bolt-On Tractor Frame Steps
Part No.	099-30017-18	18"w Bolt-On Tractor Frame Steps



ACCESSORIES

Tire Chain Carrier



Heavy duty steel mounting plate and frame designed to carry the heavy snow tire chains.

Heavy duty steel mounting bars to hang chains.

All welded construction.

Lockable 3/16" diamond plate aluminum hinged lid cover to secure the chains.

Mounts to side of truck frame for easy access to snow tire chains during threatening weather conditions.

Bolts to Frame with Four Bolts.

Bolt pattern spaced to accommodate crossmembers on truck frame.

PART NO. 569-05004-00 Bolt on Tire Chain Carrier

Reflective Tape

Reflective tape sold in two different widths. 3/8" wide used on tool box door extrusions. 1" wide used on cab protectors.

Reflective tape enhances the esthetics and nighttime visibility. Weather-Resistant and Superior Adhesion for Extended Service Life. Choices of Weather resistant and superior adhesion for extended service life.

Choice of eight different colors available to match your truck color scheme.

Black is the standard color on stock accessories.

Both 3/8"w and 1"w rolls are 150 feet in length.

1" wide		
Black	Part No.	567-05101-00
Blue	Part No.	567-05201-00
Gold	Part No.	567-05401-00
Green	Part No.	567-05501-00
Orange	Part No.	567-05601-00
Red	Part No.	567-05701-00
Silver	Part No.	567-05801-00
Yellow	Part No.	567-05901-00

3/8" wide		
Black	Part No.	567-05108-00
Blue	Part No.	567-05208-00
Gold	Part No.	567-05408-00
Green	Part No.	567-05508-00
Orange	Part No.	567-05608-00
Red	Part No.	567-05708-00
Silver	Part No.	567-05808-00
Yellow	Part No.	567-05908-00

Conspicuity Tape

Meets DOT requirements - Impact Resistant - Solvent Resistant - 2" Wide x 150 Feet Per Roll


Part No. 567-05022-01 2" X 150' Red/White DOT Reflective Tape



HYDRAULIC

Hydraulic Reservoir Tank Kits

Hydraulic tanks hold hydraulic oil required for operating wet systems. Rugged steel or aluminum tanks available in 35 to 75 gallon capacity. Tanks available in an upright, square, or round design. **Part numbers include mounting kit.**



506-25070-03



506-25950-03



506-25036-03

Part No.	506-25035-03	35-gallon aluminum round	24" Diameter x 19"L
Part No.	506-25036-03	35-gallon steel round	24" Diameter x 19"L
Part No.	506-25050-03	50-gallon aluminum upright	34" L x 13" W x 26" H
Part No.	506-25070-03	70-gallon aluminum upright	46.5"L x 13"W x 26"H
Part No.	506-25150-03	50-gallon steel upright	34"L x 13"W x 26"H
Part No.	506-25170-03	70-gallon steel upright	46.5"L x 13"W x 26"H
Part No.	506-25950-03	50-gallon aluminum round	24" Diameter x 27" L
Part No.	506-25970-03	75-gallon aluminum round	24" Diameter x 39" L

Hydraulic Hoses

1" High Pressure

Part No.	504-05018-16	1" High Pressure 18"
Part No.	504-05024-16	1" High Pressure 24"
Part No.	504-05030-16	1" High Pressure 30"
Part No.	504-05036-16	1" High Pressure 36"
Part No.	504-05148-16	1" High Pressure 48"
Part No.	504-05160-16	1" High Pressure 60"
Part No.	504-05173-16	1" High Pressure 73"
Part No.	504-05190-16	1" High Pressure 90"
Part No.	504-05118-16	1" High Pressure 108"

1 1/4" Low Pressure

Part No.	504-05018-20	1 1/4" Low Pressure 18"
Part No.	504-05024-20	1 1/4" Low Pressure 24"
Part No.	504-05030-20	1 1/4" Low Pressure 30"
Part No.	504-05036-20	1 1/4" Low Pressure 36"
Part No.	504-05048-20	1 1/4" Low Pressure 48"
Part No.	504-05060-20	1 1/4" Low Pressure 60"
Part No.	504-05073-20	1 1/4" Low Pressure 73"
Part No.	504-05090-20	1 1/4" Low Pressure 90"
Part No.	504-05108-20	1 1/4" Low Pressure 108"

Hydraulic Hoses are pre-crimped with NPT(1"HP / 1 1/4"LP) ends. Hoses meet DOT Standards for Pressure Ratings.



HYDRAULIC

Hydraulic Pump & Fitting Kits

099-30812-00 Remote Mount Pump & Fitting Kit (Cable Shift)		
Quantity	Part Number	Description
1	502-25101-03	Remote Mount Pump (driveshaft driven) Bi-Rotational
1	509-30801-00	Cable Shift (PTO & Pump) Kit w/Cables & In Cab Console
1	502-05004-03	Factory Pump Mounting Bracket
1	099-10050-00	Fabricated Pump Bracket (frame to factory bracket)
1	099-30811-00*	Remote Mount Fitting Kit

099-30815-00 Remote Mount Pump & Fitting Kit (Air Shift)		
Quantity	Part Number	Description
1	502-25101-03	Remote Mount Pump (driveshaft driven) Bi-Rotational
1	510-25006-03	Air Shift Kit with Double Air Toggle Switch
1	502-05004-03	Factory Pump Mounting Bracket
1	09910050-00	Fabricated Pump Bracket (frame to factory bracket)
1	099-30811-00*	Remote Mount Fitting Kit

*Kit Number 099-30811-00

Item	Qty.	Item	Qty.	Item	Qty.	Item	Qty.
Sleeve Poppet Insert	1	1 1/4" 90 Deg. Str. Elbow	2	1" Male Dust Cap	1	1 RD X 7/8 SQ. SLIP	1
1 1/4" Gate Valve	2	1" x 2" Pipe Nipple	1	1 1/4" x 2" Nipple	2	36" OR 48" Square Shaft	1
Fitting Mtg. Plate	1	1" 45 Deg. Swivel	2	1" x 1 1/4" Bushing	1		
1"NPT Coupler	1	1" Male Brass Fitting	1	1 1/4 RD X 7/8 SQ. U-Joint	1		

099-30812-01 Direct Mount Pump & Fitting Kit (Cable Shift)		
Quantity	Part Number	Description
1	502-25102-03	Direct Mount Pump (clockwise rotation) Note: Right Side Mount on Fuller.
1	502-25112-03	Direct Mount Pump (counterclockwise rotation) Note: Bottom Mount on Fuller.
1	509-30801-00	Cable Shift (PTO & Pump) Kit w/Cables & In Cab Console
1	502-05009-00	Direct Mount Pump Bracket
1	099-30811-01*	Direct Mount Fitting Kit

099-30815-01 Direct Mount Pump & Fitting Kit (Air Shift)		
Quantity	Part Number	Description
1	502-25102-03	Direct Mount Pump (clockwise rotation) Note: Right Side Mount on Fuller.
1	502-25112-03	Direct Mount Pump (counterclockwise rotation) Note: Bottom Mount on Fuller.
1	510-25006-03	Air Shift Kit with Double Air Toggle Switch
1	502-05009-00	Direct Mount Pump Bracket
1	099-30811-01*	Direct Mount Fitting Kit

*Kit Number 099-30811-01

Item	Qty.	Item	Qty.	Item	Qty.
Sleeve Poppet Insert	1	1 1/4" 90 Deg. Str. Elbow	2	1" Male Dust Cap	1
1 1/4" Gate Valve	2	1" x 2" Pipe Nipple	1	1 1/4" x 2" Nipple	2
Fitting Mtg. Plate	1	1" 45 Deg. Swivel	2	1" x 1 1/4" Bushing	1
1"NPT Coupler	1	1" Male Brass Fitting	1		



East Manufacturing Corporation

*1871 State Route 44 * PO Box 277*

Randolph, Ohio 44265

WARRANTY

EAST Manufacturing Corporation warrants each new standard heavy-duty trucking accessory to be free of defects in material and workmanship for one (1) full year from date of purchase, provided that the part in question is installed per EAST approved standards and used/operated in accordance with generally approved practices. Any part found to be defective within the warranty period shall be repaired or replaced (at East's sole option) at East's factory or authorized service center provided, however, the purchaser notifies EAST or an authorized distributor as soon as any defect becomes apparent.

The purchaser agrees to return the defective part to EAST'S factory location or authorized service facility, freight prepaid, within 15 days after the defective condition is discovered. This warranty also excludes the following: normal wear, deterioration, misuse, or accidental damage to the part in question.

This warranty expressly excludes the labor involved in removing and reinstalling the accessory on the customer's equipment. EAST and the purchaser agree that, in consideration of the above expressed warranty, all other warranties other than the title, either expressed or implied, whether arising under law or equity including warranties of merchantability and fitness for a particular purpose are excluded from this contract. Further, the foregoing warranty is made solely to the first purchase from EAST MANUFACTURING CORPORATION or from an authorized distributor.

The sole liability of EAST and the exclusive remedy of the purchaser arising out of the manufacture, sale or use of the parts involved hereunder, on warranties or otherwise, shall be limited to the cost of repair or replacement of the defective part as herein specified.